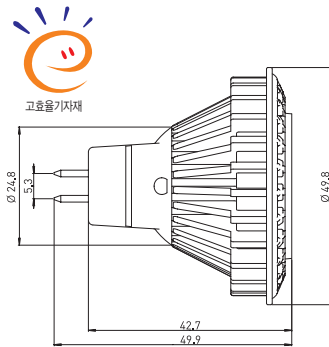


LED MR16 | LED BULB

EI LIGHTING LED MR16 | LED Bulb

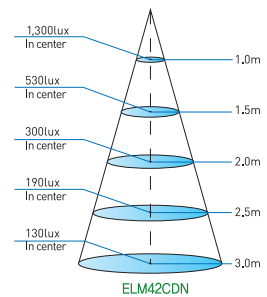
LED MR16




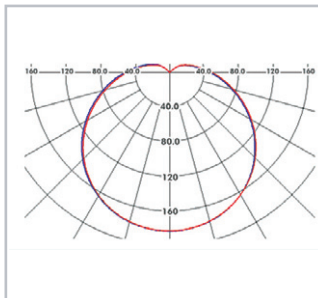
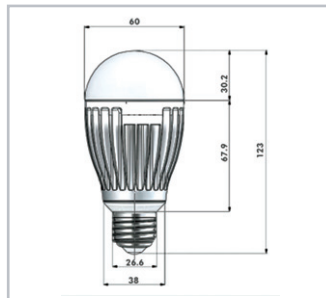
- 외 형 $\Phi 50 \times 50(H)$
- 중 량 40g
- 용 도 백화점 및 상점의 전시조명
실내의 직접 또는 간접조명
스튜디오, 극장, 실내인테리어 조명

Model	Power	Direction Angle	CCT	Flux	Efficiency	Illuminance (lux@1m)	CRI
ELM42CWS	4.2 W	14°	3,000 K	220 lm	52 lm/W	1,300	80 Ra
ELM42CDS			5,500 K	230 lm	55 lm/W	1,500	70 Ra
ELM42CWN		20°	3,000 K	220 lm	52 lm/W	1,100	80 Ra
ELM42CDN			5,500 K	230 lm	55 lm/W	1,300	70 Ra
ELM42CWM		28°	3,000 K	220 lm	52 lm/W	850	80 Ra
ELM42CDM			5,500 K	230 lm	55 lm/W	1,000	70 Ra
ELM42CWH		40°	3,000 K	220 lm	52 lm/W	500	80 Ra
ELM42CDH			5,500 K	230 lm	55 lm/W	600	70 Ra

- Input Voltage : AC /DC 12V
- Base : GU5.3
- Operating Temp : -10~40°C



LED BULB



Model	CCT	Power	Flux	Efficiency	CRI	Size
ELB07ADD	5,000 K	7.5 W	510 lm	68 lm/W	75 Ra	$\Phi 60 \times 115(H)$ mm
ELB07AWD	3,000 K	7.5 W	485 lm	65 lm/W	83 Ra	$\Phi 60 \times 115(H)$ mm
ELB12ADD	5,000 K	12.8 W	900 lm	70 lm/W	80 Ra	$\Phi 60 \times 123(H)$ mm
ELB12AWD	3,000 K	12.8 W	810 lm	63 lm/W	80 Ra	$\Phi 60 \times 123(H)$ mm

- Input Voltage : AC 100/220V, 50/60Hz
- Base : E26, E27
- Operating Temp : -10~40°C

